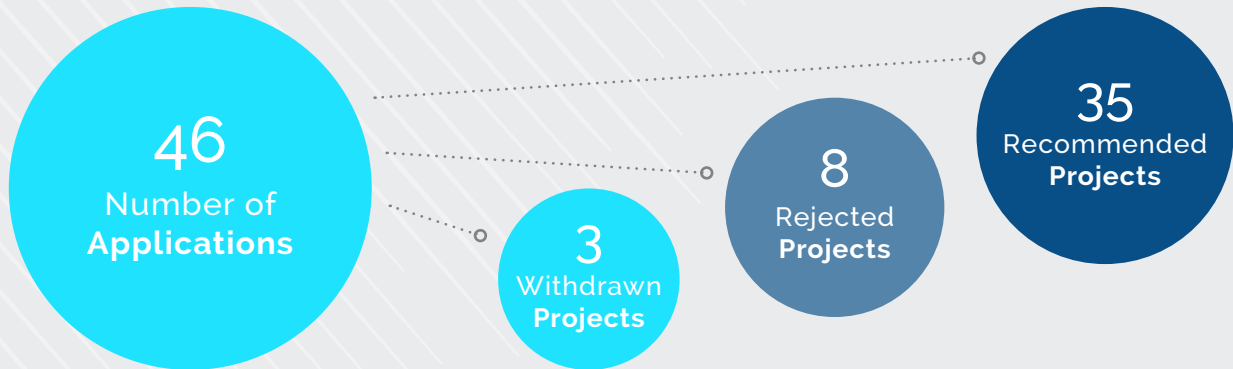


2017 BGA CAPITAL GRANT OVERVIEW

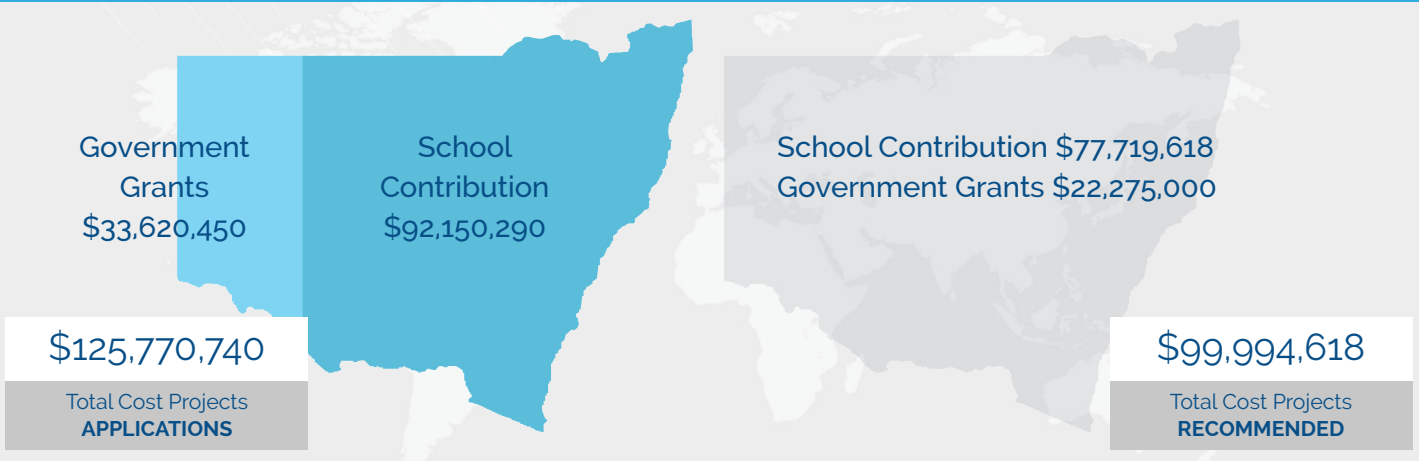
AISNSW Block Grant Authority



Application Overview



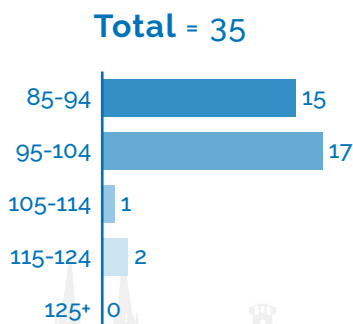
Funding Overview



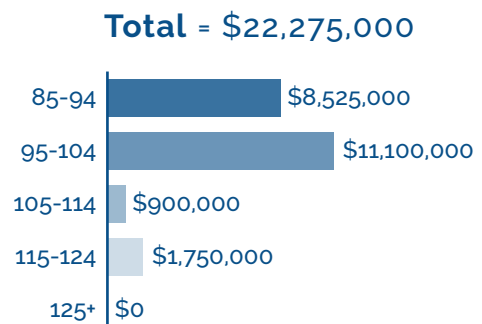
Grant Funding by School Location

Projects	35	12 Metro	23 Non Metro
Recommended Grants	\$22,275,000	\$8,845,000 Metro	\$13,430,000 Non Metro

Projects by SES Band



Grant Funding by SES Band




2017 BGA CAPITAL GRANT OVERVIEW

AISNSW Block Grant Authority



Facilities Recommended



Grants and Growth by SES

	No of Schools	Total Cost	School Contribution	Grant	Student Growth 2017-2020
94 or less	15	\$33,718,588	\$25,193,588	\$8,525,000	1,353
95-104	17	\$39,356,182	\$28,256,182	\$11,100,000	1,428
105-114	1	\$1,102,100	\$202,100	\$900,000	304
115-124	2	\$20,817,748	\$19,067,748	\$1,750,000	413
125 or greater	0	\$0	\$0	\$0	0
TOTAL	35	\$94,994,618	\$72,719,618	\$22,275,000	3,498

